

Issue of CRM System

Customer Management:-

Add Customer:-

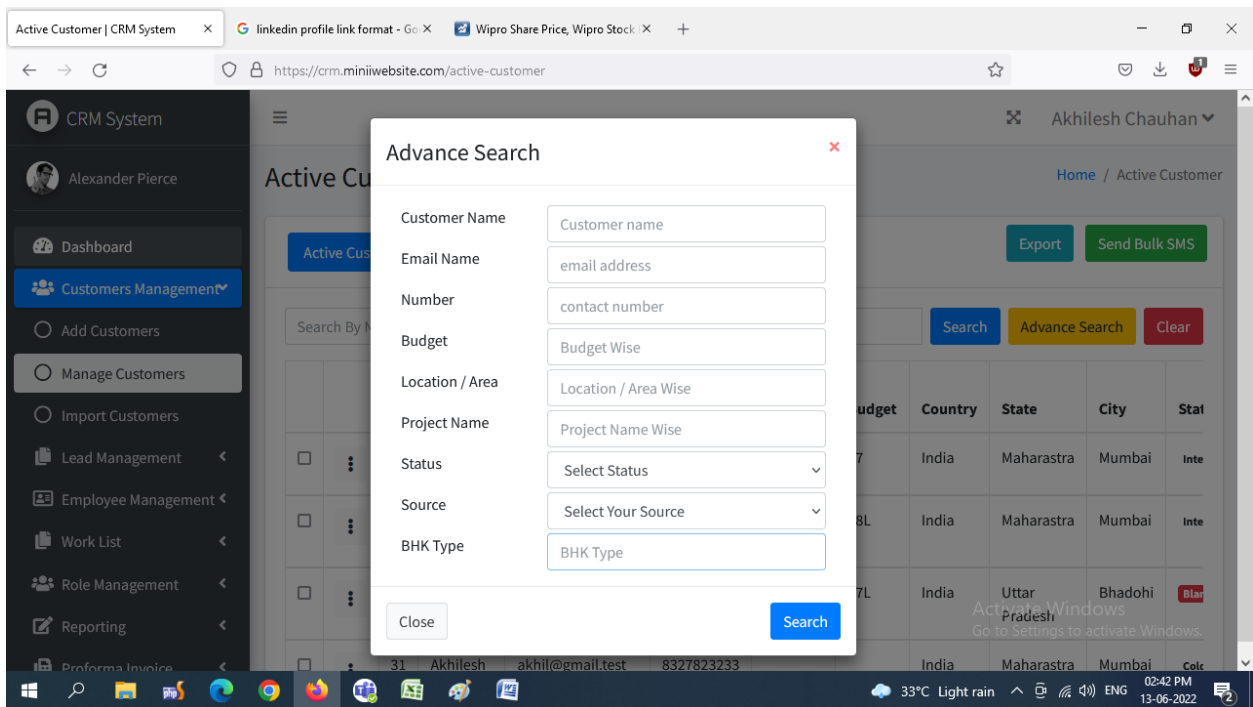
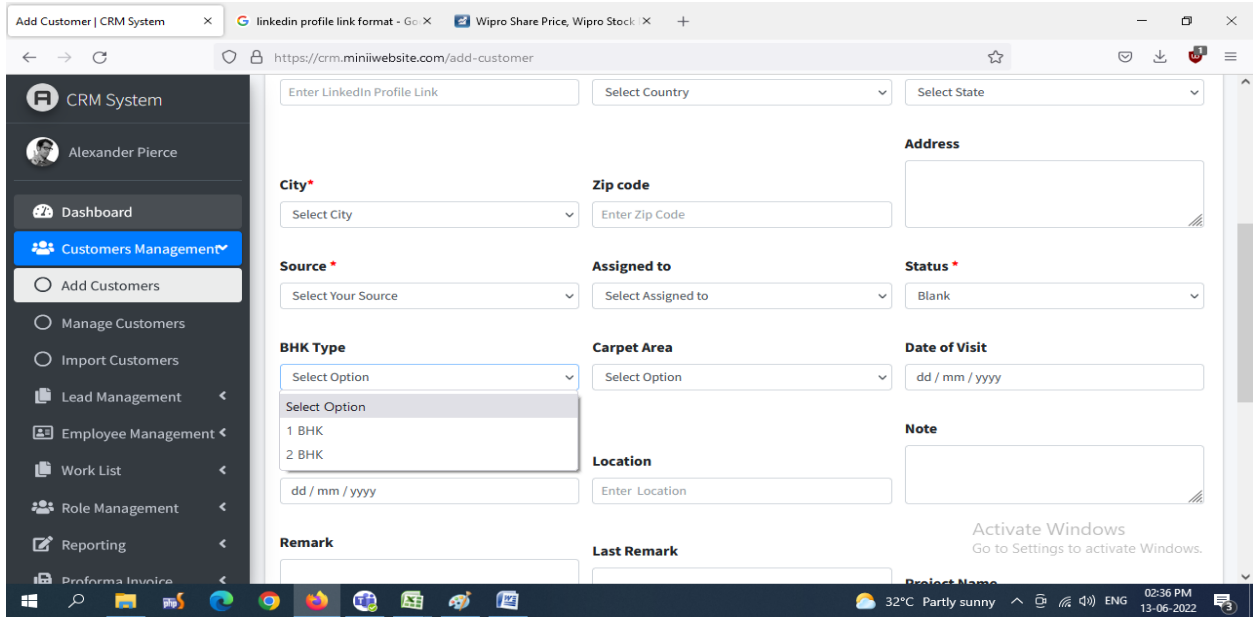
1. Email Id and contact number field having validation issue like email is accept without domain name and contact number field accept all zeros.
2. Logical issue at country field, when we select any country then that country state should be available for selection not other country state.
3. And also same condition applies for city pin code field.

The screenshot displays the 'Add Customer' form in a CRM system. The form includes several fields with validation messages:

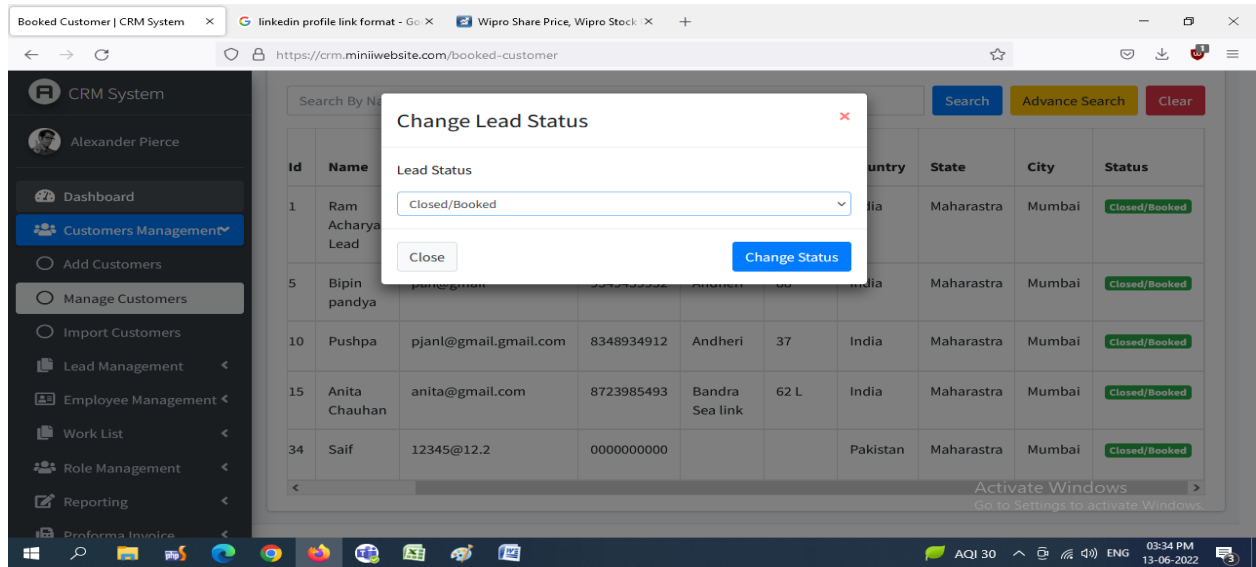
- Email***: Contains '12345@12.2'. A red box highlights the field with the message 'Please enter only 10 digit for contact number'.
- Contact No.***: Contains '0000000000'. A red box highlights the field with the message 'Please enter only 10 digit for contact number'.
- Country***: Contains 'Pakistan'. A green box highlights the field with the message 'Please select country'.
- State***: Contains 'Maharashtra'. A blue box highlights the field with the message 'Please select state'.
- City***: Contains 'Mumbai'. A yellow box highlights the field with the message 'Please select city'.

The form also includes fields for Customer Name (Saif), Occupation (DEVELOPER), Budget (Enter Budget), Numbers Of Cars (Select Numbers Of Cars), LinkedIn Profile Link (Enter LinkedIn Profile Link), and Zip code (Enter Zip Code). A Windows watermark is visible in the bottom right corner.

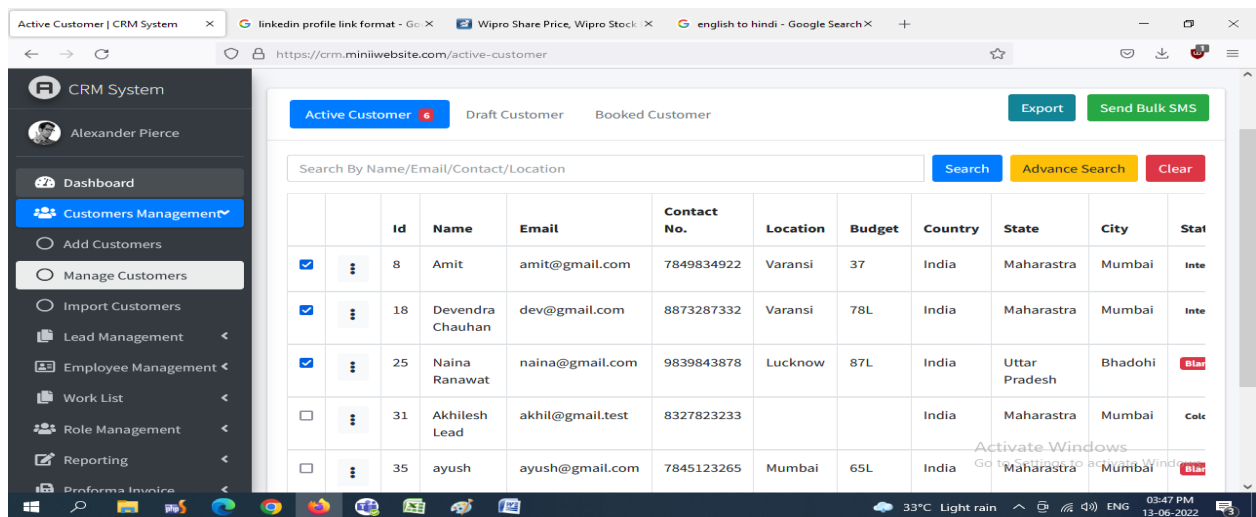
4. At add customer page, BHK Type field having dropdown list but at the manage customer page and in advance search page having textbox for BHK Type and that should be same on both page.



5. Suggestion on Booked Customer: - On this page, customer should not have booked option or its should be display notification message for that “Customer having same status”.



6. At the Active customer page, Selecting two three particular employees and click on export button to save and download that file but its exporting all customers.



Customers(5) - Microsoft Excel

	A	B	C	D	E	F	G	H	I	J	K	L
1	Customer Name	Email Address	Contact Number	Country	State	City	Address	Zip Code	Source	Assigned To	remark	status
2	Amit	amit@gmail.com	7849834922	India	Maharastra	Mumbai		400066	Facebook			Interest
3	Devendra Chauhan	dev@gmail.com	8873287332	India	Maharastra	Mumbai	Malad Test Address	401208	Friend	suhas gawde	test Remark	Interest
4	Naina Ranawat	naina@gmail.com	9839843878	India	Uttar Pradesh	Bhadohi	Sikhari gonda -787328	827387	Friend		This is remark	Blank
5	Akhilesh Lead	akhil@gmail.test	8327823233	India	Maharastra	Mumbai	Vasai - mumbai	401208	Friend	ajay chorge	Testing By Akhilesh	Cold
6	ayush	ayush@gmail.com	7845123265	India	Maharastra	Mumbai	Kandivali	400101	Google		demo review	Blank
7	sada	sada@gmail.com	7845985645	India	Maharastra	Mumbai			Whatsapp			Blank
8												
9												
10												
11												
12												
13												
14												
15												
16												
17												
18												
19												
20												
21												
22												
23												

Lead Management:-

1. Add Lead:-

1. Unable to add lead and having some issue.

Add Lead | CRM System

linkedin profile link format - Go... Wipro Share Price, Wipro Stock... english to hindi - Google Search... +

https://crm.miniwebsite.com/add-lead

CRM System

Alexander Pierce

- Dashboard
- Customers Management
- Lead Management**
 - Add Lead
 - Manage Lead
 - Import Lead
- Employee Management
- Work List
- Role Management
- Reporting
- Performance Invoice

Add Lead

Lead Name * **Email** **Contact No. ***

Country * **State *** **City ***

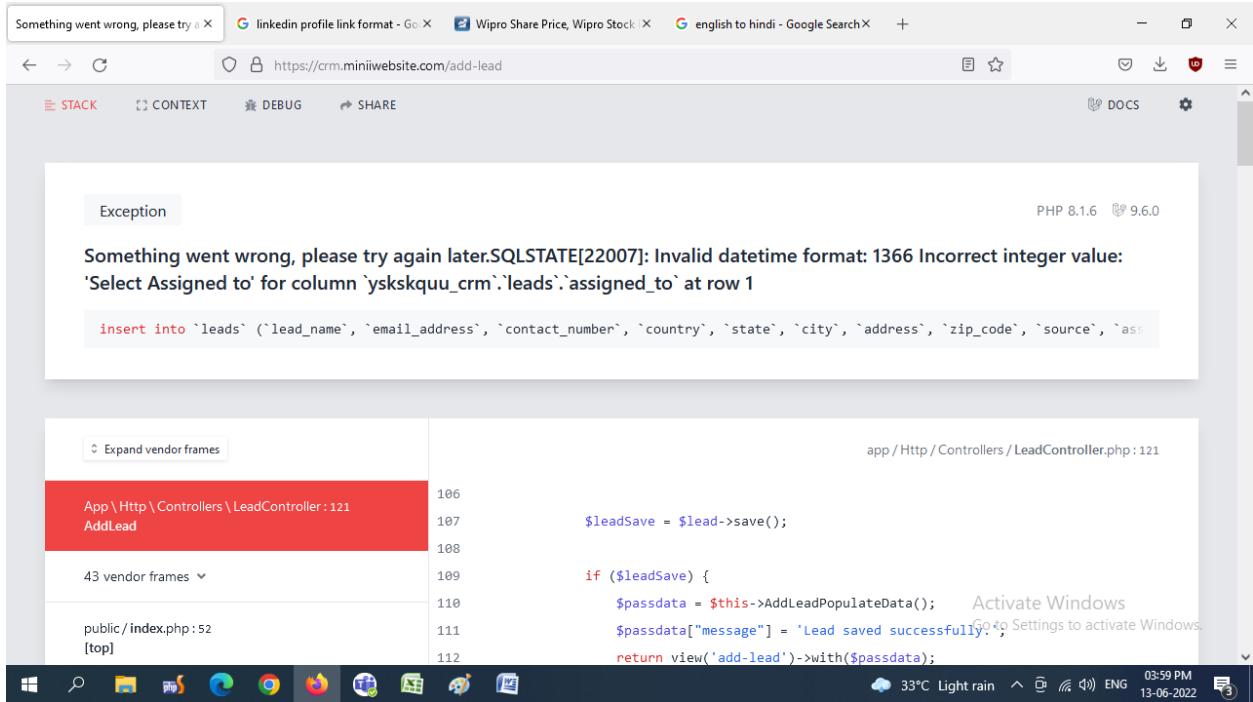
Address **Zip code** **Source ***

Assigned to **Remark** **Status ***

BHK Type **Carpet Area** **Budget**

Activate Windows
Go to Settings to activate Windows.

33°C Light rain 03:59 PM 13-06-2022

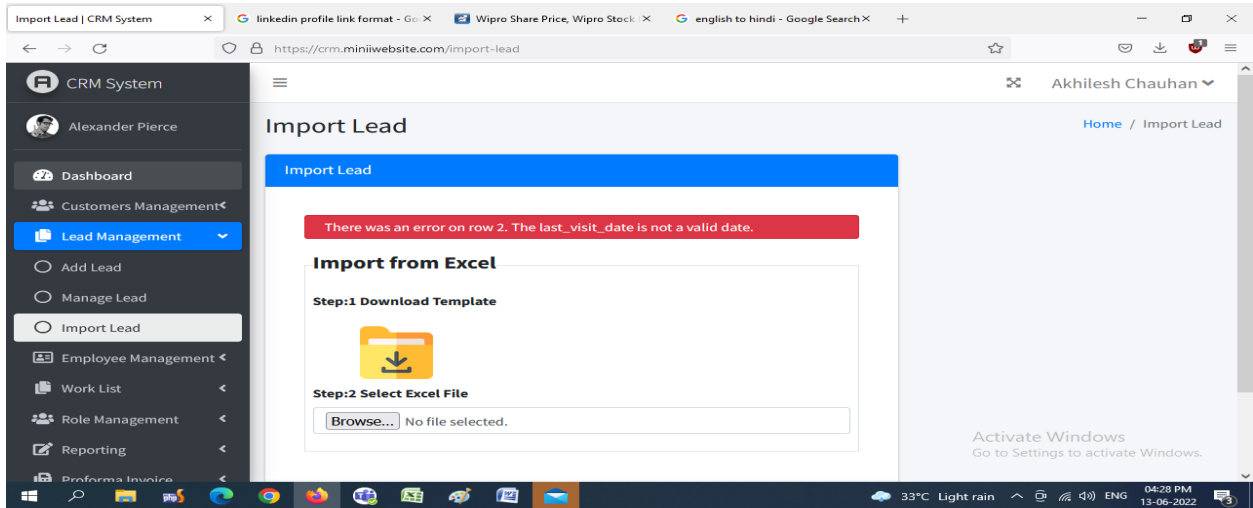


Manage Lead: -

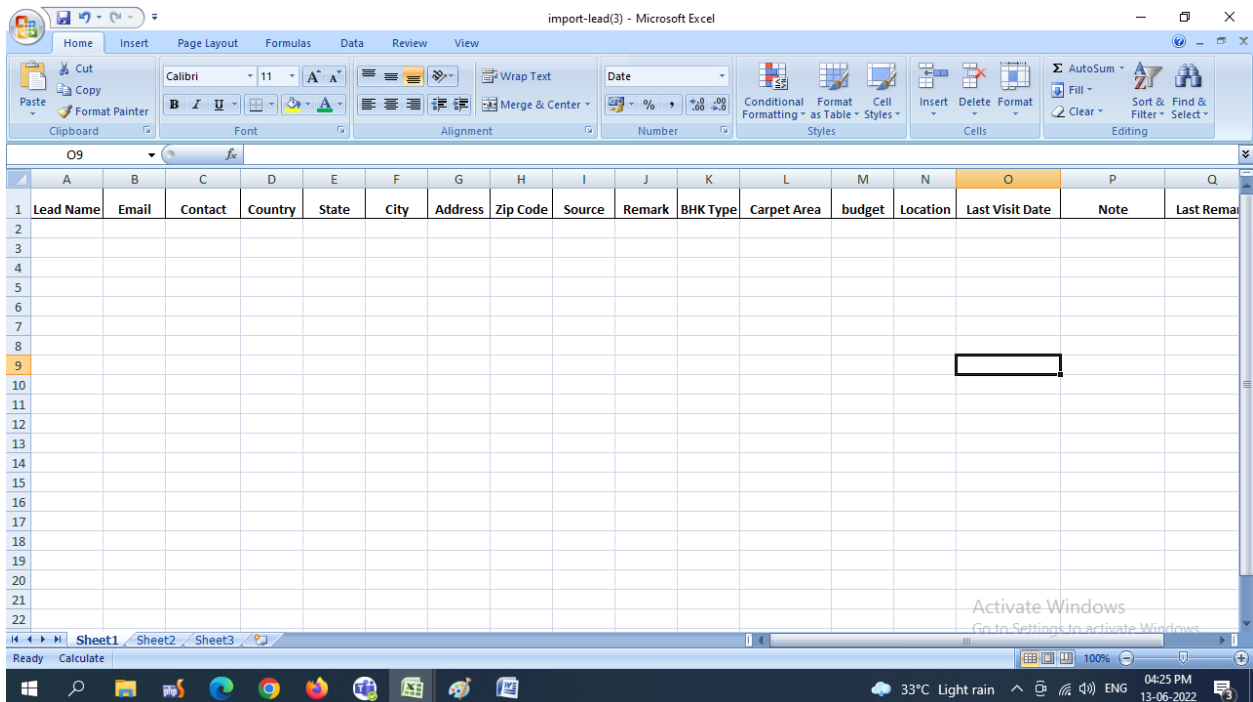
1. Selecting two employee and click on Export button but it export all leads to excel file not only selected leads same as manage customer.
2. BHK Type field having dropdown list at add lead page but at advance search page, BHK Type having textbox field & that should be same on both pages.

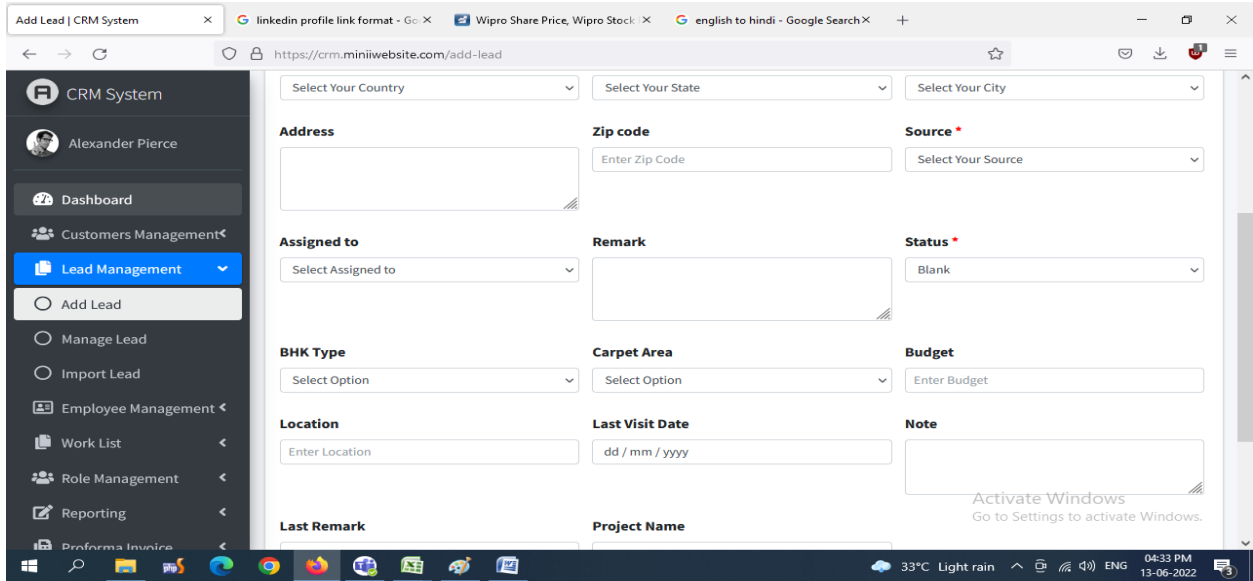
Import Lead:-

Unable to import lead through excel file at import lead page and giving error message.



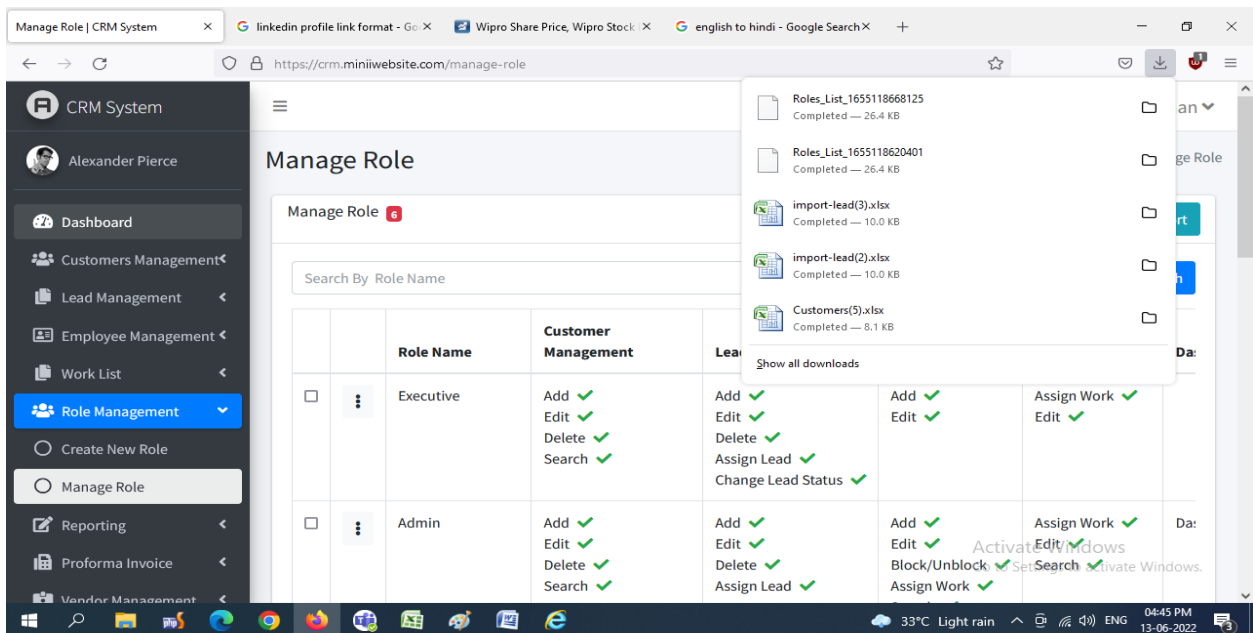
1. Assign to and Status field are missing in import excel file but this two field having on add lead page.





Role Management:-

1. Export button are working but it's not redirecting to excel file to save data.



2. Unable to create employee due to some issue.

The screenshot shows a web browser window with the URL `https://crm.miniwebsite.com/add-employee`. The browser's developer tools are open, displaying an error message: **ErrorException** with the message **Undefined variable \$roles**. The error occurred in the file `resources / views / add-employee.blade.php` at line 106. The stack trace shows the error originated from `Illuminate \ Foundation \ Bootstrap \ HandleExceptions : 106` in the `handleError` method. The code snippet on the right shows the Blade template structure around line 106, including an `<input type="password" class="form-control" name="password">` and a `<div class="form-group">` containing a `<label for="exampleInputEmail1">Roles</label>`. The Windows taskbar at the bottom shows the system tray with a temperature of 33°C, light rain, and the date 13-06-2022.